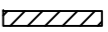




RIVERSIDE MEADOWS – PHASE 1  
 Lot Availability – February 2012

■ SOLD

UTILITY EASEMENT	
	1.5m x lot depth
	0.75m x 2.5m
	2m x 2m

	STREETLIGHT
	CATCH BASIN
	HYDRANT

TOTAL CURVE  
 $\Delta=32^{\circ}01'10''$   
 $R=111.862$   
 $ST=32.096$

